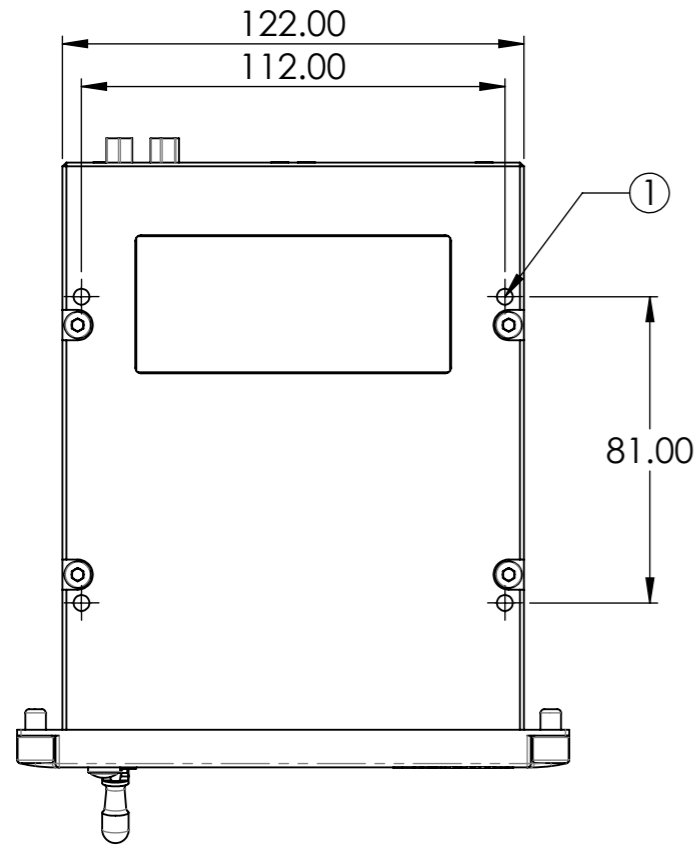


Notes:


1. See 114-00012 for pin outs and wiring guidelines
2. Approximate weight: 780g
3. Electrical Characteristics:
  - Operating voltage: 22V - 32V
  - Power Draw: 14W Nom (34W Max)

Items:

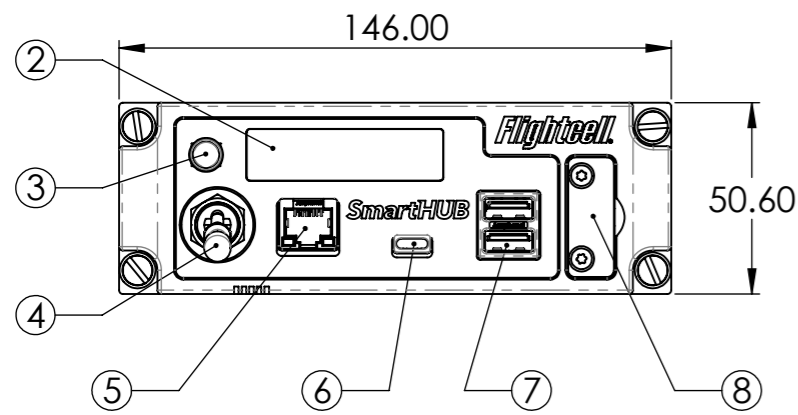
- ① M5 Mounting hole, 4 located at top and 4 located at bottom
- ② Smart Hub display
- ③ Menu Key
- ④ Power Switch
- ⑤ Ethernet Socket
- ⑥ USB-C (USB2.0) socket with quick charge
- ⑦ USB-A (USB2.0) Dual Stacked socket (top port with quick charge)
- ⑧ MicroSD card hatch
- ⑨ Connector J2 (44-way HD D-SUB Male)
- ⑩ Connector J3 (44-way HD D-SUB Female)
- ⑪ WiFi Antenna Connection (SMA)
- ⑫ GPS Antenna Connection (SMA)
- ⑬ DZUS Fastner



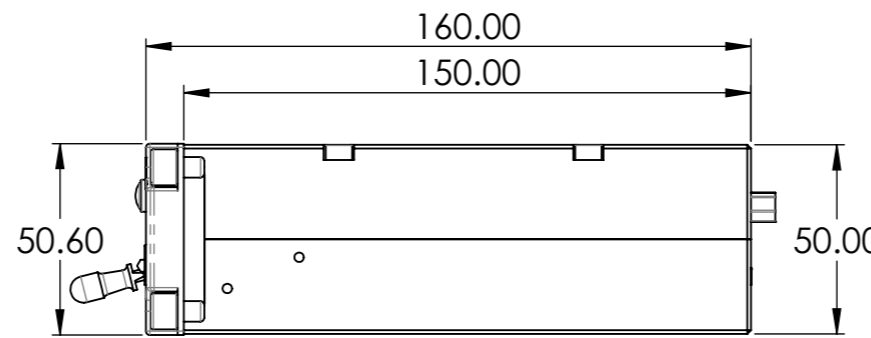
Top



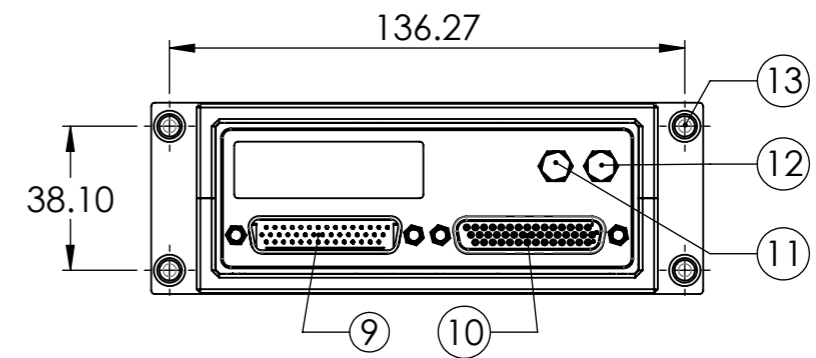
Isometric



Front



Right



Back

1.0	HW-1764	04/04/2022	JJB	RB
REV.	DESCRIPTION	DATE	DRAWNBY	APPV'D

Unless otherwise specified dimensions are in MILLIMETERS (mm)

Cage Code: **EBL17**

DO NOT SCALE OFF DRAWING IF IN DOUBT ASK!

**Flightcell**  
 Flightcell International Ltd  
 PO Box 1481, Nelson, New Zealand  
 +64 3 545 8652 www.flightcell.com

ORIGINAL SCALE: 1:2  
 DRAWING SIZE: A3

TITLE: **SH General Arrangement Drawing**

DWG NO: **115-00006**

Revision: **2.0**

SHEET 1 OF 1